



SUMMER CAMP 2021 - SAFETY POLICIES AND PROCEDURES

We are committed to the safety and well-being of all students and staff. The following measures have been put in place to ensure our class and camp experiences are safe, comfortable and fun for everyone.

Questions? Contact Stephanie Hurtado-Hoyos, Education Administrative Assistant: stephanieh@ctcharlotte.org or 704-973-2837 or Mary Katherine Smith, Camps and Community Programs Manager: marykatherines@ctcharlotte.org or 704-973-2835.

BEFORE THE FIRST DAY OF SUMMER CAMP

- Complete a health screening using the app HealthCheck.** > This must be completed by 8:30 AM each day. There are detailed instructions at end of this document.
- Bring a mask or face-covering.**
- Bring a water bottle (water fountains off limits).**

SUMMER CAMP AT A GLANCE



DROP-OFF*

Drop off for Early Childhood Camps, Primary Camps, and Performance Camps will be along the Brevard Street side of ImaginOn. Teen Studio drop-off will be on 7th Street at the main entrance, and students will enter through the Courtyard entrance.

Non-participants must remain in their vehicle. To expedite drop-off, and for the safety of your child, we recommend seating your campers on the passenger side of the vehicle.

Those who have not completed the daily health attestation will be asked to remain in the carpool line until it has been completed.

Students will be asked to use hand sanitizer before entering the building, then will be escorted from carpool to their camps.

* Drop-off/Pick-up subject to change.



PICK-UP*

Pick-up will take place at the same location as drop-off.

A staff member will escort your student to the vehicle for curbside pick-up. Caregivers should remain in the vehicle. (Placards are not needed in vehicles during pick-up).

If you need to pick-up a student early, please call the number listed above at least 24-hours in advance. Your student will be escorted to the Brevard Street exit.

NOTE: If the North Carolina Governor's mandates change before or during the camp session, we will notify parents of any procedural changes via email.

SUMMER CAMP AT A GLANCE CONT'D



Our Teacher: Student ratio has been reduced to 14:1 for each Summer Camp group. Each group will move together throughout the day as they work with various Teaching Artists.



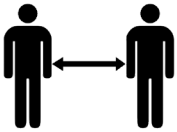
Necessary supplies will remain unique to each student during the duration of the Camp session.



Masks must be worn at all times, with the exception of lunch/snack time, and designated "mask breaks".



Bathroom breaks will be staggered by Camp.



Summer camp activities have been modified to comply with physical distancing guidelines (6-feet apart). If a student becomes ill during the day, that student will be moved to an isolated space and will remain under adult supervision until they can be picked up.

LIBRARY ACCESS



Please note that the library at ImaginOn will not be available as a gathering space, nor a place for you to wait for your student. Access to the library and its services will be extremely limited.



The ImaginOn parking deck may be open depending on guidelines by Charlotte Mecklenburg Library. You will be updated about this in the reminder emails about your student's Camp(s).

ADDITIONAL SAFETY MEASURES



Children's Theatre uses CDC and EPA recommended disinfectant and cleaning products to clean high touch surfaces frequently throughout the day. Additionally, our contracted custodial service partner provides thorough nightly disinfecting services.



Additional hand sanitizer and disinfectant wipes are available to staff and students to maintain a sanitized environment throughout the day.

DETAILS AND INSTRUCTIONS FOR THE HEALTHCHECK APP

What is the purpose of the HealthCheck app?

HealthCheck is a screening tool that helps us ensure we are maintaining a safe environment for all our students. HealthCheck is available as an app (for mobile devices) or online with a desktop browser. The process is simple and takes under a minute. You will be asked to answer a series of yes/no questions. The questions follow guidelines from the United States Centers for Disease Control and Prevention (CDC) and The World Health Organization (WHO). Questions are non-invasive and responses will not be shared with anyone.

To learn more, visit <https://www.stratumhealth.io/info>.

Getting Started



Download the app in the [Apple App store](#) or the [Google Play store](#).

Register as a New User



IMPORTANT: You will register using your student's name. Any parent or guardian who will be completing the HealthCheck can add a child to their account.

Easily switch between children for each HealthCheck

To start a child's HealthCheck, parents or guardians will simply select that child as they begin the HealthCheck. Logging into a new account for each child is no longer necessary.

Complete and view children's HealthChecks on any account

All parents and guardians will be able to conduct a child's HealthCheck screening and view the child's full history regardless of which parent or guardian completed the HealthCheck.

STEP 1:
After downloading the app, create an account.

When prompted to register with the facility, enter the code: **kXZFvS2u**.

The image shows the initial welcome screen of the HealthCheck app. At the top, there is an illustration of four diverse people (two women and two men) standing together. Below the illustration, the text reads "Welcome to HealthCheck" in a bold, blue font. Underneath that, it says "HealthCheck is an Application that helps keep your community safe". At the bottom of the screen, there are two buttons: a large blue "Next" button and a smaller "Skip" button below it.

The image shows the login screen of the HealthCheck app. At the top, the text reads "Getting you back to community" in a blue font. Below this, there are two input fields: "Email" and "Password". The password field has a small eye icon to its right. Below the password field, there is a link that says "Forgot your password?". At the bottom of the form, there is a large blue "Sign in" button. Below the button, there is a link that says "Don't have an account yet? Sign up". At the very bottom, the text "Version 1.0.48" is displayed.

INSTRUCTIONS FOR THE HEALTHCHECK APP CONT'D

STEP 2:

Complete a few fields and accept Terms and Conditions.

Sign up

Country

United States of America

State

North Carolina

I accept HealthCheck's [Terms and Conditions](#)

Sign up

STEP 3:

You'll receive a notice to check your email for account activation instructions. You'll click activate in the email and be prompted to login.

Almost there!

Please check your email for account activation instructions

Check my email

REMINDER:

You will be prompted to register with the facility and enter a code. Your code is kXZFvS2u. Next, you'll complete the health check by answering a few questions. Below are a few examples.

HealthCheck

Please answer these questions truthfully and to the best of your ability

Have you tested positive for a newly-identified infectious disease in the past 14 days?

Yes No

HealthCheck

Please answer these questions truthfully and to the best of your ability

Have you travelled to a known 'hotspot' or restricted state as documented by the Public Health Authority

Yes No

HealthCheck


Please answer these questions truthfully and to the best of your ability

Have you had a sore throat within the last 14 days?

Yes No

INSTRUCTIONS FOR THE HEALTHCHECK APP CONT'D

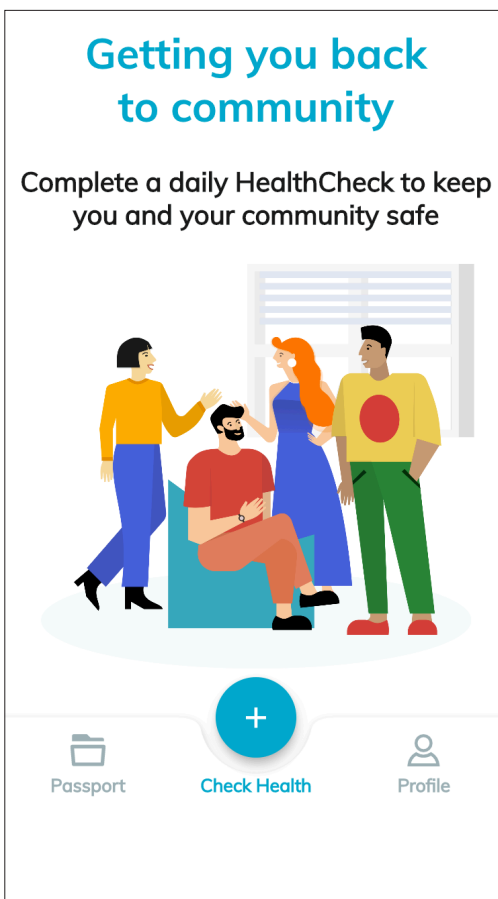
After answering the questions, you'll receive notification of completion. We will be able to see your submission by logging into the system so you're all set!



REMINDER:

You will register using your student's name. Any parent or guardian who will be completing the HealthCheck can add a child to their account.

To start a child's HealthCheck, parents or guardians will simply select that child as they begin the HealthCheck. Logging into a new account for each child is no longer necessary.



REMINDER:

Prior to arriving for camp each morning, by 8:30 AM, complete the health attestation by logging in and selecting Check Health.

The 'Passport' tab on the bottom left corner stores all your HealthChecks.

HealthCheck now offers reminder notifications. You will now receive a reminder notification if you or your child have not completed a COVID-19 screening since the last weekday. Notifications will only occur a single time and only Monday through Friday in order to spare you from too frequent notifications. As with all smartphone apps, you have extensive control of notifications and can turn off or silence them as you see fit.